


Family Fun

EASTER

Activity
Kit



**SOUTHSIDE
CHURCH**

Names of Jesus

Easter Egg Hunt

Cut out the egg shapes and hide them in your eggs this year for a new way to teach your littles more about their forever-friend Jesus!

The

Word

In the beginning was the Word, and the Word was with God, and the Word was God.
John 1:1

The
**Bread
of Life**

Jesus said to them, "I am the bread of life; whoever comes to me shall not hunger, and whoever believes in me shall never thirst."
John 6:35

The
**Good
Shepherd**

I am the good shepherd. The good shepherd lays down his life for the sheep. John 10:11

The
**King
of Kings**

...he is Lord of lords and King of kings—and with him will be his called, chosen and faithful followers.
Revelation 17:14b

The
Vine

I am the vine; you are the branches. If you remain in me and I in you, you will bear much fruit; apart from me you can do nothing.
John 15:5

"Behold, the virgin shall conceive and bear a son, and they shall call his name Immanuel" (which means, God with us).
Matthew 1:23

Immanuel

The
Truth

Jesus said to him, "I am the way, and the truth, and the life. No one comes to the Father except through me."
John 14:6

I know that my redeemer lives, and that in the end he will stand on the earth.
Job 19:25

**My
Redeemer**

The
**Light
of the World**

When Jesus spoke again to the people, he said, "I am the light of the world. Whoever follows me will never walk in darkness, but will have the light of life."
John 8:12

...Christ
Christ Jesus
came into the world to
save sinners—of whom
I am the worst.
1 Timothy 1:15b

**My
Savior**

Holy Week



A lot happened the week before Jesus paid for our salvation on the cross! Each of the Gospel books have accounts for these events, see how they compare!



Palm Sunday	Matthew	Mark	Luke	John
Jesus rides in on a donkey	21:1-11	11:1-10	19:28-44	12:12-18
The Last Supper	26:20-35	14:17-26	22:14-30	13:21-30
Jesus Prays in the Garden	26:36-46	14:32-42	22:39-46	
Jesus is Betrayed & Arrested	26:47-56	14:43-52	22:47-53	18:2-12
Jesus is Tried	26:57-27:26	14:53-15:15	22:54-23:25	18:13-19:16
Jesus is Crucified	27:27-54	15:16-39	23:26-49	19:16-37

The First Easter Morning

Can you fill in the blanks? Check out Luke 24 if you get stuck!

living third risen ran body believe stone linen morning


On the first day of the week, very early in the _____ the woman took the spices they had prepared and went to the tomb. They found the _____ rolled away from the tomb, but when they entered they did not find the _____ of the Lord Jesus! While they were wondering about this, suddenly two men in clothes that gleamed like lightning stood beside them. In their fright the women bowed down with their faces to the ground, but the men said to them, "Why do you look for the _____ among the dead? He is not here; he has _____! Remember how he told you, while he was still with you in Galilee: 'The Son of Man must be delivered over into the hands of sinners, be crucified and on the _____ day be raised again.'" Then they remembered his words. When they came back from the tomb, they told all these things to the Eleven disciples and all the others. It was Mary Magdalene, Joanna, Mary the mother of James, and the others with them who told this to the apostles. But they did not _____ the women, because their words seemed like nonsense. Peter, however, got up and _____ to the tomb. Bending over, he saw the strips of _____ lying by themselves, and he went away, wondering to himself what had happened. Later Jesus appeared to the disciples and opened their minds to understand the scriptures. And he said, "It is written that Christ should suffer and be raised from the dead after three days."




Easter Story

SPINNER

Cut out the circles on this page and the next along the dotted lines. Use a hole punch or awl to make a small hole in the center of each circle. Place circle with the cut out on top of the other circle and secure with a craft brad to allow the top circle to rotate through the story!





You can use the verses and the story on the previous pages to help explain the pictures in the wheel. This is a great way to practice telling others the good news we have in Jesus!

Easter Fudge

Bring this delicious Easter Fudge recipe from Shugary Sweets to your next Easter gathering!
For more, visit <https://www.shugarysweets.com/easter-fudge/>



What you'll need

Easter Fudge Shugary Sweets

- 2 cups granulated sugar
- $\frac{3}{4}$ cup heavy whipping cream
- $\frac{3}{4}$ cup unsalted butter
- pinch of salt
- 11 oz white chocolate chips
- 1 jar marshmallow cream 7 ounce
- 1 cup pastel M&M's candies
- 1 bag Hershey chocolate eggs (10 ounce)
- 1 Tablespoon sprinkles

What to do

1. Prepare an 8-inch square baking dish by lining it with parchment paper. Set aside.
2. Add white chocolate chips and marshmallow cream to a large mixing bowl. Set aside.
3. In a large, heavy saucepan, add butter, cream, sugar, and salt. Bring to a boil over medium high heat, stirring frequently. Once boiling, continue to boil for a full 5 minutes, stirring constantly.
4. Remove from heat and pour over white chocolate and marshmallow cream. Using an electric mixer, blend for about one minute, until chips or morsels are melted and mixture is smooth.
5. Add candies and gently fold them in with a spoon. Pour mixture into prepared baking dish. Immediately top with sprinkles (and any extra candies you would like). Allow to set at room temperature for two hours (or overnight), covered with a piece of plastic wrap.


Kid Friendly

Get your kids involved in your spring cleaning! Make these chores a game, see who can check off the most in a week, or assign some allowance money to each one! When kids help with the chores – everyone wins!

Spring Cleaning



- Dust shelves, furniture, and decor.
- Sanitize door knobs.
- Wash light-switch plates.
- Dust and wash baseboards and trim.
- Wash windows and window sills.
- Dust blinds.
- Vacuum couches (with a quick game of leap frog on pillows.)
- Launder throw pillows and blankets.
- Sort through books, magazines, and media.
- Wash hard toys with warm soapy water.
- Launder stuffed toys.
- Donate toys, clothes, and media you have outgrown.
- Move beds and couches (make it a treasure hunt, who knows what they will find under there! Then vacuum.)
- Sprinkle mattress with baking soda (make it fairy dust!), let it sit for a bit then vacuum it up.
- Empty out coat closets and racks, and swap out seasonal items.
- Wipe down kitchen and dining room tables and chairs.
- Wipe out kitchen cabinets and drawers.
- Check food expiration dates.
- Clean and organize pantry.
- Clean and organize the fridge.
- Shake crumbs out of the toaster.
- Wipe down all appliances.
- Wash cabinet doors and knobs.
- Wash dryer lint trap with soap and water.
- Wash outside of bathroom cabinets and vanities.
- Wash shower curtains.
- When they are off and cool, dust bathroom light fixtures.
- Organize and sweep the garage.






Egg-stra Fun!


Finish the drawing by copying the squares!




Can you unscramble the eggs?













Easter 2026

Start your celebration with a reflective Friday evening service, or celebrate the hope of Jesus with us on Sunday.

LEARN MORE

[SOUTHSIDE.ORG/EASTER](https://southside.org/easter)

*Explore more about our amazing Southside Kids environments at **southside.org**. We cannot wait to see you soon!*